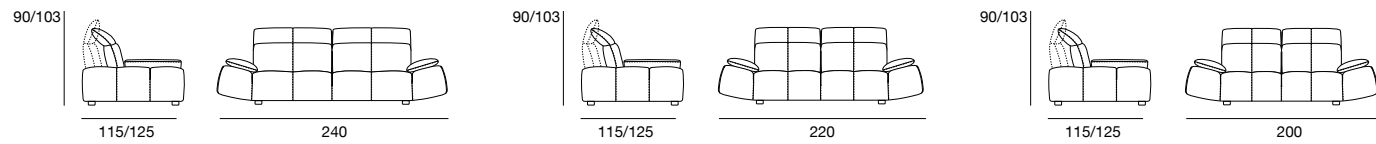


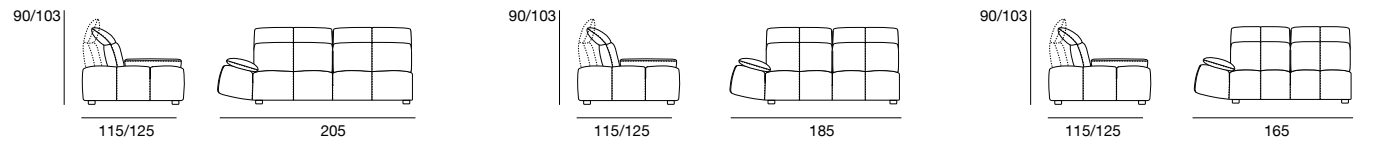
SOFA N°10_BALOON



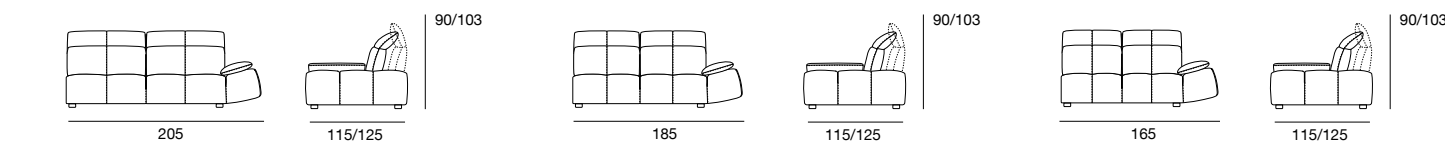
Divani_Sofas



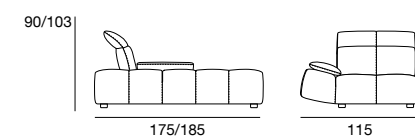
Divani laterali sinistra br.sx_Sofas with 1 arm left



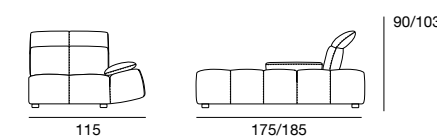
Divani laterali destra br.dx_Sofas with 1 arm right



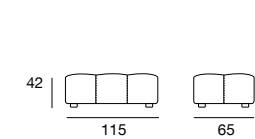
Chaise longue sinistra_Chaise longue left



Chaise longue destra_Chaise longue right



Pouf_Stool



STRUTTURA_STRUCTURE

Strutture portanti in massello di abete; fianchi e parti curve in multistrati.
Main structure in pinewood; side and curved parts in agglomerate wood.

SEDUTE_SEAT FILLING

Strato di fibra d'ovatta e dacron 400 gr/m2 su poliuretano 30 kg/m3 rivestito da poliuretano 25 kg/m3 e fibre di poliestere 400 gr/m2.

Dacron wadding layer on polyurethane foam 30 kg/m3 with polyester fiber 400 gr/m2 covered with polyurethane foam 25 kg/m3 and polyester fiber 400 gr/m2.

SCHIENALI_BACK CUSHIONS FILLING

Fibra d'ovatta e dacron 400 gr/m2 su poliuretano 22 kg/m3 supersoft.

Dacron wadding layer 400 gr/m2 on supersoft polyurethane foam 22 kg/m3.

MECCANICHE SCHIENALI_BACK CUSHIONS MECHANISMS

Schienali a doppia profondità con meccanismo a bilanciere dotati di poggiatesta reclinabili con meccanismo a frizione a movimento libero.

Double depth backs with reclining mechanism. Adjustable headrests with longitudinal free-movement frictional mechanism.

MECCANICHE BRACCIOLI_ARMREST MECHANISMS

Braccioli ad escursione laterale con meccanismo a bilanciere.

Armrests with sideward lateral excursion.

MOLLEGGIO_SPRINGING

Cinghie elastiche incrociate ad alta resistenza.

High resistance crossed elastic belts.

POGGIARENI_LUMBAR PILLOWS

Misto piuma.

Mixed feather.

PIEDI_LEGS

PVC 4 cm.

PVC 4 cm. high

RIVESTIMENTO_UPHOLSTERY

Tessuto.

Fabric.



MOULE

Cm.50X50x150h.

Struttura di acciaio irregolare con sfere di vetro rigato di diametri vari da 120mm,100mm,80mm,65mm. Lampade 4xG9

Irregular steel frame with ribbed glass sphere of different diameters: 120 mm, 100 mm, 80 mm, 65 mm. Bulbs 4xG9



ELLIS

Cm.131x95x39,5h.

Base: legno di faggio nero. Superficie: vetro temperato 15mm di spessore

Base: black beech wood. Top: tempered glass - 15 mm thickness